


Children's Administration Performance Measure Definitions And Explanatory Notes



SAFETY MEASURES

facetoface_10day.xls – (SER) Children seen face to face within 10 days

Definition:

Percent of DCFS CPS referrals received that require and receive a face-to-face social worker visit within 10 days of the date of referral. Determined from CAMIS Service Episode Records.

Explanatory Notes and Calculation Details:

Percent of high standard CPS investigations where child is seen within 10 days from the date of the referral. Determined from SER's: for each referral, SER records are checked to see if an initial face-to-face action OR a regular face-to-face action has occurred (action date) within 10 working days (14 calendar days) of the referral received date. Waivers are not included. If multiple referrals exist for the same incident, EACH referral is checked for an associated SER (i.e., if multiple referrals exist, each separate referral ID must be linked to an SER action to be counted). This measure is reported in the monthly trend report based on hand counts, but will be converted soon to SER's.

recurrence.xls – victim recurrence (Federal Measure)


Definition:

The proportion of children with a founded referral of abuse that have a subsequent founded referral within six months of the initial referral. "Founded" means that an investigation concluded that the event was more likely than not to have occurred. For referrals with multiple allegations, the referral is considered "founded" if any of the allegations are founded.


Explanatory Notes and Calculation Details:

This 6-month victim recurrence rate replaces the 12-month victim recurrence rate previously reported, for consistency with a similar change in the Federally reported NCANDS measure. Founded referrals must be received more than ten days apart to be counted as a separate occurrence (to approximately adjust the measure for the effects of receiving multiple referrals on the same incident). Federal calculation rules do not allow this ten-day exclusion, so the State trend computed without the exclusion and the Federal practice standard are shown for reference in the monthly trend report. A fiscal year or six-month cohort of founded referrals on individual victims is followed forward in time for a 6-month period to see if an additional founded referral is received on the same victim more than ten but less than 366 days after the received date of the initial founded referral. An additional six-month lag time after receipt is also allowed for entry of the investigation information. (If any allegation for victims or subjects is founded, the referral is considered founded.) By reporting each quarter and using a six-month period each time, we are averaging over two quarters for each reporting period. This smoothes out fluctuations in the trends due to small numbers of recurring victims, and makes the trends easier to interpret and thus more reliable indicators of actual changes in practice.





Children's Administration Performance Measure Definitions And Explanatory Notes



chronic.xls – Chronically referring families

Definition:

Percent of families with accepted CPS or ARS referrals during a given period that are referred and investigated and meet the criteria established in the Kids Come First Chronic Screener. Referrals must have occurred more than ten days apart to be counted as separate referrals.

Explanatory Notes and Calculation Details:

Quarterly cohort of all accepted and alternative response referrals to CPS for each unique family case ID number. Past records are checked to see what proportion of this cohort have prior referrals in CAMIS that were received on the same case ID number more than ten days but less than three years before the received date of the initial referral. Referrals must be received more than ten days apart to be counted as separate referrals. Criteria for identification of families as "chronic": 3 or more referrals in the past 12 months, or 4 or more referrals in the past 2 years, or 5 or more referrals in the past 3 years; or two or more sexual or physical abuse allegations at investigation in the past six CPS referrals; or two or more founded allegations in the past six CPS referrals; or rated at moderately high or high risk for either one of young, vulnerable or developmentally disabled child, AND for caregiver's history of CA/N as a child, in any of the past six CPS referrals; or a biological mother under 21 years of age at the time of her first referral as the biological mother, or a primary caregiver rated at moderately high or high risk for caregiver impairments, for families referred two or more times to CPS. These criteria were developed as a part of the Kids Come First initiative. Because of the additional criteria, the overall percentage of families identified as "chronic" is higher than in the previously reported multiple referrals measure.

preplacement.xls – Prior placements


Definition:

Children who have re-entered care within 12 months of exiting their previous placement. Both placements must have lasted for more than three days in order to exclude 72-hour emergency placements due to temporary incapacitation of the parents.


Explanatory Notes and Calculation Details:

This measure corrects for placement episode records for incorrectly documented in-home dependencies as re-calculated in September 2001. Trends are determined at fiscal year intervals to allow meaningful interpretation of changes. Due to the lack of a direct link in CAMIS between referral and placement data, this measure is NOT defined with reference to CPS referrals. Until a more reliable link between CPS placement and referral information is developed, we report here as a temporary substitute a "look back" placement measure that determines the percent of children placed for reasons of CA/N (placement reasons of sexual abuse, physical abuse, neglect, abandonment, and inadequate housing other than homelessness). For those placed for reasons of CA/N in a given quarter for more than three days, we report the percentage who had a previous placement episode also with CA/N-related reasons lasting > 3 days. The previous episode must have closed at least two days before and within 12 months of the start of the current episode to be counted. (All episode outcomes are counted.) This measure corrects for placement episode records for incorrectly documented in-home dependencies as re-calculated in September 2001.





Children's Administration Performance Measure Definitions And Explanatory Notes



PERMANENCY MEASURES

adoption.xls – Proportion of adoptions achieved within 24 months of placement (Federal Measure)

Definition:

The percent of children placed in out-of-home care for which a permanent plan of adoption is accomplished within 24 months of termination of parental rights.

Explanatory Notes and Calculation Details:

Determined from counts of episode closures with the placement result of adoption. The time interval is computed between initial placement date and episode closure date. The Federal practice standard of > 32% is shown on the graph for reference. This measure corrects for placement episode records for incorrectly documented in-home dependencies as re-calculated in September 2001.

caregiver_30day.xls – (SER) Child and caregiver visitation every 30 days

Definition:

Percent of children in out-of-home care with a permanent plan of reunification who visited with their parent or permanent caretaker at least one within the last 30 days of the quarter as counted in CAMIS Service Episode Records.

Explanatory Notes and Calculation Details:

Percent of children (DCFS custody only) in out of home care at least 30 days on the last day of the quarter, with a permanent plan of reunification, who receive visits from their permanent caregivers at least once every 30 days (3 times per quarter). Placement and SER records are checked to determine the proportion of children in open placements who receive visits from parents or primary caregivers at least once every 30 days, not just the last 30 days of each quarter. If multiple children are visited in a single visit, EACH child's person ID must be linked to the SER action record to be counted. This measure is currently reported in the monthly trend report based on hand counts, but will be converted soon to SER's.

Dependency_legallyfree_counts.xls – Dependencies and legally free children

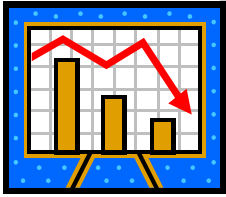
Definition:

Dependencies established and children made legally free during the most recent reporting period.


Explanatory Notes and Calculation Details:

Counts of dependencies established (unduplicated counts of children in out of home care only) and children becoming legally free during the specified quarter. The count of dependencies includes a small proportion of children where disposition orders of out of home care are found in CAMIS legal actions but no dependency orders. The count of children becoming legally free includes children reaching that status while in guardianships as well as those in out of home care.





Children's Administration Performance Measure Definitions And Explanatory Notes



STABILITY

fedstab.xls – Percent of children with 1-2 events during the first 12 months in care (Federal Measure)

Definition:

The percent of children in DCFS custody who have only one or two principle places or homes of residence (placement events) during their first twelve months in care (or exiting from care within 12 months). This measure excludes respite care, juvenile detention, hospital stays, on-the-run, and similar types of placements that do not represent a deliberate change of residence.

Explanatory Notes and Calculation Details:

This measure is a count of qualifying placement events that occur in the first 12 months of placement within a single episode, using a quarterly or fiscal year cohort of children exiting before or remaining in care at one year. Our adjusted count EXCLUDES respite, on-the-run, juvenile rehabilitation, detention, in-home dependencies, hospital, and events contiguous in time (after these events are removed) where the placement business ID has not changed. In addition, ANY type of event of less than 31 days duration that occurs between two events with the same business ID are excluded (only the first of such multiple "events" is counted). These exclusions are intended to approximate, as closely as possible, a count of only the child's principal places of residence. The Federal rules for this measure only allow exclusion of respite, in-home dependencies, hospital, and on-the-run events: therefore, although the numbers and trends we report are the best currently available estimate of actual placement stability, the calculation of State performance using the Federal rules indicates a lower level of performance (about 3 percentage points lower). This measure is now determined using our new method of correcting placement episode records for incorrectly documented in-home dependencies. Children in DCFS custody only, with any length of stay during the cohort period. The Federal performance standard of > 86.7% is shown for reference; in addition, the Federal calculation of State performance is shown in the monthly trend report.

stabilization.xls – Children in care for at least two years who had more placement stability than before.


Definition:

Children in care for at least two years with no moves or a reduction in the number of moves of fewer than two moves in their most recent full year in care as compared to their previous full year in care.


Explanatory Notes and Calculation Details:

The Federal stability measure only considers the number of placement events during the (up to) first 12 months in care. In order to provide a more complete picture of stability, we also include this measure of placement stabilization: for children currently in care for more than two years (DCFS custody only): the proportion of children with either no moves during their most recent full year in care, or a reduction of moves of two or more compared to their previous full year in care. This measure thus counts as a success a child previously in an unstable placement who later becomes stabilized. The same events are excluded from these counts: respite, on-the-run, juvenile rehabilitation, detention, in-home dependencies, hospital, and events contiguous in time (after these events are removed) where the placement business ID has not changed. In addition, ANY type of event of less than 31 days duration that occurs between two events with the same business ID are excluded (only the first of such multiple "events" is counted). These exclusions are intended to approximate, as closely as possible, a count of only the child's principal places of residence. The measure is calculated using our method of correcting for in-home dependencies.





Children's Administration Performance Measure Definitions And Explanatory Notes



tplchome.xls – Children with no more than 2 placement homes per year

Definition:

Children with no more than two placement homes per year for all years in out-of-home care (compare to federal stability measure, which only considers the first twelve months in care).

Explanatory Notes and Calculation Details:

The Federal stability measure only considers the number of placement events during the (up to) first 12 months in care. In order to provide a more complete picture of stability, we also report this measure for children currently in care for more than one year (DCFS custody only): the proportion with two or fewer different principle places of residence (unduplication by unique business ID) per year in care, counted across all episodes if children have been in care multiple times (i.e., if a child resides in the same home on multiple occasions, only one home is counted), after first applying the same event exclusion rules: respite, on-the-run, juvenile rehabilitation, detention, in-home dependencies, hospital, and events contiguous in time after these events are removed where the placement business ID has not changed. In addition, ANY type of event of less than 31 days duration that occurs between two events with the same business ID are excluded (only the first of such multiple "events" is counted). These exclusions are intended to approximate, as closely as possible, a count of only the child's principal places of residence. The measure is calculated using our method of correcting for in-home dependencies.

nopenplc.xls – Proportion of children placed with relatives

Definition:

The number of children in placement with a relative "of specified degree" for at least sixty days, excluding guardianships, on the last day of the quarter with a placement type of licensed or unlicensed relative.

Explanatory Notes and Calculation Details:

For children in DCFS custody only and in care for > 60 days; in-home dependencies excluded; in placement with unpaid or paid (licensed) relatives. This measure corrects for placement episode records for incorrectly documented in-home dependencies as re-calculated in September 2001.

opentic.xls – Children in placement without permanent plan achieved


Definition:

Percent of children for whom no permanent plan has been achieved by length of time in care Broken out by: (>2 mos.-6 mos., >6 mos. To 1 year, >1-2 years, >2 to 3 years, >3-4 years, >4 years)


Explanatory Notes and Calculation Details:

Proportion of children in care for more than two years; of all children in DCFS custody in open placements for more than 60 days (in placement as of the end of the quarter or fiscal year). This measure is determined using our new method of correcting placement episode records for incorrectly documented in-home dependencies.





Children's Administration Performance Measure Definitions And Explanatory Notes



permcnts.xls – Children with completed permanent plans

Definition:

Children with permanent plan completion including reunification within 60 days as well as reunification following 60 days in out-of-home placement, adoption, guardianship, age of majority/emancipation, transfer, deceased and missing.

Explanatory Notes and Calculation Details:

Number of permanent plans completed based on count of episode result. Because these are counts of exits, they will not equal the unduplicated number of children exiting during a given period. This measure corrects for placement episode records for incorrectly documented in-home dependencies as re-calculated in September 2001.

reentry.xls – Proportion re-entering care within 12 months following reunification (Federal Measure)

Definition:

Of all children entering care, the percent had a prior placement resulting in reunification within the prior twelve months.

Explanatory Notes and Calculation Details:

Children in DCFS custody only. The Federal measure considers all lengths of stay, and is a "look back" measure of all children currently entering into care rather than a "look forward" measure for exit cohorts of children reunified. For our purposes, we determine this measure for children who re-enter care for > 30 days who had a previous episode of care lasting > 60 days. There must also be more than one day between the end date of the previous episode and the start date of the new episode for the new episode to be counted as a "re-entry." Cohorts of children exiting placement in a given period are followed forward in time to see if they have a new episode that begins more than one but less than 366 days after the close of the previous episode. The Federal performance standard of < 8.6% is shown for reference; in addition, the Federal-method calculation of the State trend is shown in the monthly trend report. The Federal method calculation gives a slightly higher re-entry rate than our calculation method. This measure corrects for placement episode records for incorrectly documented in-home dependencies as re-calculated in September 2001.

reunif.xls – Percent of children reunified within 12 months (Federal Measure)


Definition:

Percent of children reunified with their parents within twelve months of placement in out-of-home care.


Explanatory Notes and Calculation Details:

The measure includes children in DCFS custody only; results for latest placement of child with any length of stay during the cohort period. The Federal performance standard of > 76.2% is shown for reference. This measure corrects for placement episode records for incorrectly documented in-home dependencies as re-calculated in September 2001.





Children's Administration Performance Measure Definitions And Explanatory Notes



tic_tpr.xls – Children remaining in care more than 1 year since TPR

Definition:

Percent of children remaining in care one year or longer since the termination of parental rights.

Explanatory Notes and Calculation Details:

Reported for minority and Caucasian children exiting or remaining in care, ages birth through three years at time of legally free date. "Minority" defined for this measure as all children except those indicated as Caucasian and only Caucasian; Hispanic Caucasians also included in "minority" group. Children established in adoptions and guardianships are included in this measure of legally free children with permanent plans. Children in long-term foster care/relative agreements are as yet not identified and therefore cannot be counted as having a permanent plan; these children currently show as being in open episodes and add to the count of children in care for more than one year. This measure corrects for placement episode records for incorrectly documented in-home dependencies as re-calculated in September 2001.

WELL BEING & SUPPORTING CLIENT OUTCOMES MEASURES

health_90day.xls –90- Day health and safety visits

Definition:

Percent of children in out-of-home care who are visited by their social worker in the placement location at least once every 90-days.

Explanatory Notes and Calculation Details:

Percent of children in out of home care (DCFS custody) with a permanent plan of reunification, in placement for at least 90 days by the last day of the reporting period, who receive health and safety visits from their social workers (or contracted private agency worker) every 90 days. SER action records are checked to determine the proportion of children in open placements who receive visits from their social workers at least once every 90 days. If multiple children are visited in a single visit, EACH child's person ID must be linked to the SER action record to be counted. This measure is currently reported in the monthly trend report based on hand counts, but will be converted soon to SER's.

fosterhomes_count.xls – Counts of active foster homes

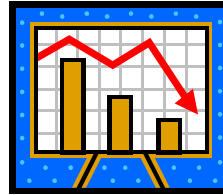
Definition:

Number of total foster homes (both DLR and Private Agency) available to provide care.

Explanatory Notes and Calculation Details:

Number of DLR and private agency licensed foster homes available for out of home placement. Determined by CAMIS counts. A home is determined as "available" if the licensing dates indicate a license has been issued prior to the end of the reporting period, and that the license remains open (no license closed date) on or before the end of the reporting period.





fosterhome_newentries.xls – newly licensed homes

Definition:

The number of newly licensed foster homes per fiscal year quarter

Explanatory Notes and Calculation Details:

Number of newly licensed DLR and private agency licensed minority foster homes, tracked by measuring the first appearance in CAMIS of new business ID's, as a proxy for recruitment of new foster homes. Determined by CAMIS counts

fhlicdelays.xls – Delayed foster home licensing applications

Definition:

The percent of foster home licensing applications that take more than 90 days to complete.

Explanatory Notes and Calculation Details:

Number of DLR foster care licensing applications pending more than 90 days: days between application received and result of license issued, denied, or withdrawn. This measure is determined by direct calculation from CAMIS licensing records.

PAYMENT

paymentskidsincare.xls – Payments for children in placement

Definition:

Payments made for children in out-of-home care per month of service

Explanatory Notes and Calculation Details:

Total payments during entire current episode for children in out-of-home care (open events) through end of reporting period. Children can receive payments in more than one payment category.

PERMANENCY MEASURES DATA INTEGRITY

child demographics.xls – Child demographics

Definition:

All children in out-of-home placement categorized by age, gender and race/ethnicity

Explanatory Notes and Calculation Details:

Demographics for children in referrals are based on referral reference person (victim) only; not all child victims identified after investigation. Demographics for children in placement are based on children in DCFS custody in out-of-home care.

